



Term 1: Lesson 1 NEW BEGINNINGS

How do you feel about being in post-primary school?

From the following set of words, choose **two** that best describe how you feel about being in your new school. Look carefully and be honest. Colour in your chosen words. Then draw a picture using these words in the space below. Afterwards, talk to the person sitting next to you about your picture.

DELIGHTED

CHALLENGED

HAPPY

AFRAID

EXCITED

GROWN UP

ANNOYED

ANXIOUS

NERVOUS

SMALL

BORED



**Fully Alive 1
Activity Book**

Term 1: Lesson 1 NEW BEGINNINGS

Copy this prayer into the space below and use your favourite colours to decorate the page.

Angel sent by God to guide me,
Be my light and walk beside me;
Be my guardian and protect me;
On the paths of life direct me.



**Fully Alive 1
Activity Book**

Term 1: Lesson 2 SETTLING IN

Complete the following fact-file on your school.

M

My new school is called

Y

The principal's name is

N

The chaplain's name is

E

W

The head of Year 8 is

S

My form teacher's name is

C

The name or number of my class is

H

The number of students in my class is

O

The total number of students in the school is

O

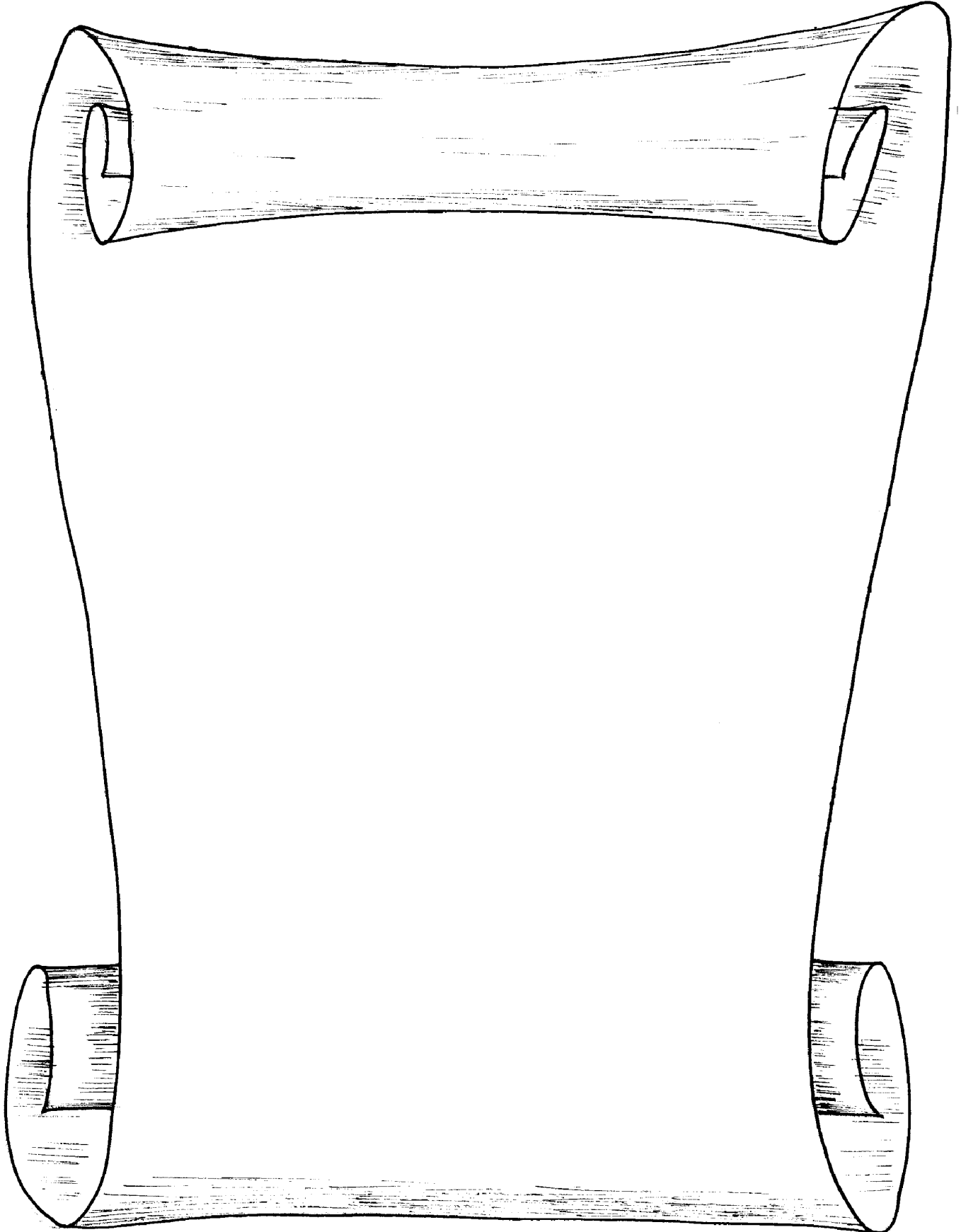
L



**Fully Alive 1
Activity Book**

Term 1: Lesson 4 BECOMING A CLASS

Help your teacher to prepare a Class Charter for display in your classroom. Pick **five** things that you think are most important for your class. For example, we listen, we share, we help each other, no shouting, no teasing, and so on. Write these on the scroll below.





**Fully Alive 1
Activity Book**

Term 1: Lesson 5 YOU ARE SPECIAL

Using paint, make a handprint in the space below.
Alternatively, use a marker to draw an outline of your hand.
Choose your favourite scripture quotation from page 17 of
the Student Text.
Write this quotation in your handprint.





Fully Alive 1
Activity Book

Term 1: Lesson 6 WE LEARN, WE GROW

Complete the sentences using the wordbank below.

My Religion teacher's name is _____

In Religion class we take time to _____ on the world and on _____.

Religion class helps us to be more aware of the _____ of _____ in the world.

We learn about how God wants us to _____ through the story of _____.

During Religion class we _____. We take time to _____ and _____ God.

The _____ _____ helps us to live like Jesus.

WORDBANK

thank	live	praise	Jesus	reflect
God	pray	presence	Holy Spirit	life



Term 1: Lesson 7 THE BIBLE

Complete the following exercises.

Fully Alive 1 Activity Book

1. Which of the following statements are true and which are false? Write 'T' for true, 'F' for false. With a coloured marker, highlight the true facts about the Bible.

The word 'Bible' means 'story' or 'stories'.

The Bible is a very special book for all Christians.

Christians believe that the Bible is the Word of God.

Christians also call the Bible 'Sacred Stories'.

The Bible was written by just one person.

God's Holy Spirit guided the people who wrote the Bible.

It took ten thousand years to write the Bible.

2. Complete the following sentences:

The Church uses the term inerrancy to describe how God speaks to us through the words of human writers.

Through the stories in the Bible, we are shown, gradually, what God is like. This is called Revelation.

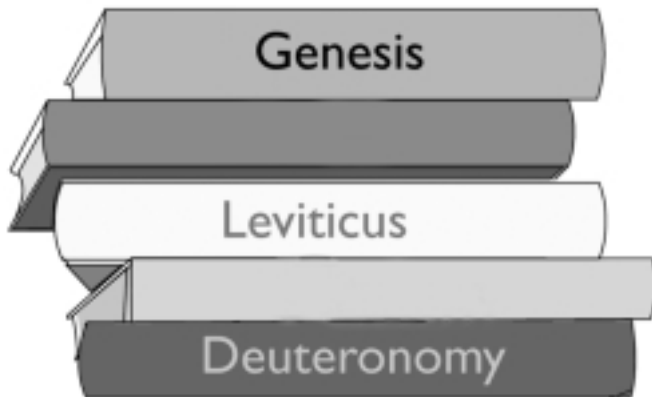


Fully Alive 1
Activity Book


Term 1: Lesson 8 THE OLD TESTAMENT

Complete the following exercises.

1. Can you fill in on the books on the right the **two** missing sections of the Old Testament?




2. Can you fill in on the books above the **two** missing books of the Pentateuch?
3. Can you fill in on the books on the right the missing names of the historical books? (*Hint: They are all named after women.*)





Fully Alive 1
Activity Book

4. Can you fill in on the books on the right the missing Wisdom books?



5. Can you fill in on the books on the left the missing names of the prophets?

6. This is the language in which most of the Old Testament was written.
What language is this?

יהוה



Term 1: Lesson 8 THE OLD TESTAMENT (HEBREW SCRIPTURES)

Find the words listed below in the wordsearch.

Fully Alive 1
Activity Book

R	U	T	H	W	G	P	D	W	M	O	P
F	D	E	U	T	E	R	O	N	O	M	Y
L	F	W	T	P	R	O	P	H	E	T	S
A	A	M	O	S	E	T	S	H	L	P	D
B	M	W	M	D	A	N	I	E	L	E	Z
G	J	X	Z	B	J	O	B	P	X	C	V
W	E	S	T	H	E	R	M	E	D	S	S
N	R	E	N	P	S	P	S	A	L	M	S
C	G	L	E	V	I	T	I	C	U	S	P
H	J	E	R	E	M	I	A	H	I	P	L
P	E	N	T	A	T	E	U	C	H	X	V
S	W	X	B	E	J	U	D	I	T	H	O
I	S	A	I	A	H	Y	E	X	C	G	M
T	Y	P	S	N	U	M	B	E	R	S	Q
Z	L	E	Y	G	E	N	E	S	I	S	P
A	H	E	B	R	E	W	H	R	X	P	V
Q	H	A	P	Z	H	I	S	T	O	R	Y
P	R	O	V	E	R	B	S	R	H	K	L
H	T	X	W	I	S	D	O	M	I	K	J
C	M	E	T	E	X	O	D	U	S	X	V

HISTORY AMOS DANIEL DEUTERONOMY
 PROPHETS ESTHER EXODUS GENESIS
 HEBREW ISAIAH JEREMIAH WISDOM JOB
 LEVITICUS NUMBERS PENTATEUCH JUDITH
 PROVERBS PSALMS RUTH



Term 1: Lesson 8 THE OLD TESTAMENT
The Dead Sea Scrolls

Circle the correct answer.

Fully Alive 1
Activity Book

1. The Dead Sea Scrolls were discovered between
 - (a) 1947 and 1956
 - (b) 2000 and 2003
 - (c) 1800 and 1856

2. They were found in caves along the shore of the
 - (a) Red Sea
 - (b) Green Sea
 - (c) Dead Sea

3. The scrolls were found in
 - (a) Jam jars
 - (b) Pottery jars
 - (c) Steel jars

4. The scrolls contain
 - (a) Parts of the Old Testament (Hebrew Scriptures)
 - (b) Parts of the New Testament (Christian Scriptures)
 - (c) Parts of the Qur'an

5. The scrolls are important to
 - (a) All shepherd boys and their goats
 - (b) Pottery-jar makers world-wide
 - (c) Scholars who wish to study early versions of the Bible

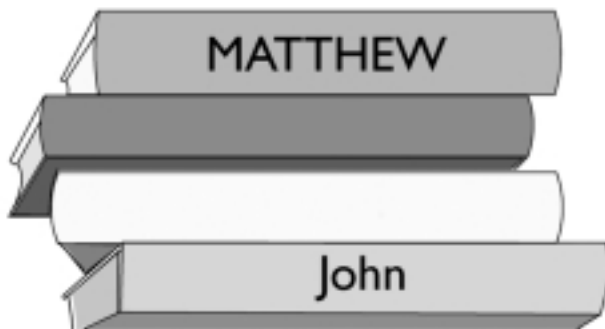


Fully Alive 1
Activity Book

Term 1: Lesson 9 THE NEW TESTAMENT

Complete the following exercises.

1. Write in on the books opposite the **two** missing sections of the New Testament.



2. Write in on the books opposite the **two** missing names of the writers of the four Gospels.

Complete the following sentences using the wordbank below.

3. The Acts of the _____ tells the story of the first people to belong to the Christian Church.
4. Most of the rest of the New Testament is made up of _____ by _____ and others to the various Christian communities.
5. The last book of the Bible is known as _____.
6. The last book of the Bible is also known as the _____.
7. This is the language in which the New Testament was written. What language is this? **ΘΕΟΣ**

WORDBANK

Apostles Letters St Paul Revelation Apocalypse Greek



Term 1: Lesson 9 THE NEW TESTAMENT

Find the words listed below in the wordsearch.

Fully Alive 1
Activity Book



ACTS

APOCALYPSE

COLOSSIANS

CORINTHIANS

GALATIANS

GOSPELS

JOHN

LUKE

MARK

MATTHEW

PAUL

PETER

REVELATION

ROMANS

LETTERS



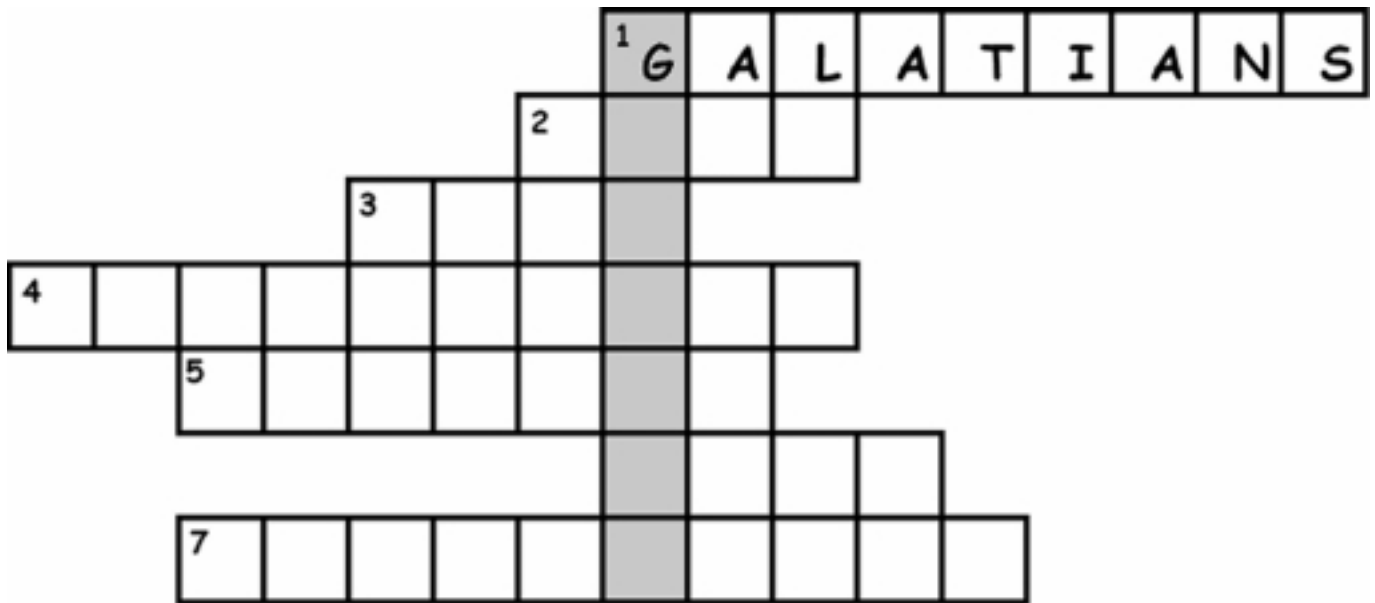
**Fully Alive 1
Activity Book**

Term 1: Lesson 9 THE NEW TESTAMENT

Study the clues below and write in the correct answers.

When the exercise is complete, number 1 Down will reveal the title given to the four books written by the evangelists.

Number 1 Across has been done to help you.



Across

1. Name given to one of St Paul's letters. (9)
2. Name given to the writer of the fourth Gospel. (4)
3. Book that tells us about the first people to belong to the Christian Church. (4)
4. Other name for the book of Revelation. (10)
5. Name of the writer of the longest Gospel. (7)
6. Name of the writer of the third Gospel. (4)
7. Name given to one of St Paul's letters. (*Hint: begins with the letter C.*) (10)

What is the answer to number 1 down? _____

What does this word mean? _____



**Fully Alive 1
Activity Book**

Term 1: Lesson 10 USING THE BIBLE

Write in the meaning of each of the Bible references.
The first has been done to help you.

Bible Reference	Meaning
Mark 16:8	The Gospel of Mark, chapter 16, verse 8
Matthew 26:5	
Luke 8:10	
John 11:1	
Acts 14:9	
1 Corinthians 3:16	

Choose one of the above references and look it up in the New Testament.
Write it in the space below.



Term 1: Lesson 10 USING THE BIBLE

Look up the following Bible references and write in the correct verse.

Fully Alive 1 Activity Book

Bible Reference	Verse
Mark 1:1	
Matthew 28:9	
Luke 15:11	
John 1:1	
Acts 2:4	
Colossians 3:20	
Romans 12:9	



Term 1: Lesson 10 USING THE BIBLE

Find the answers to these questions by looking up the Bible references.

Fully Alive 1 Activity Book

1. Whom did Jesus cure? (Mark 10:46-52)

2. Whose house did Jesus intend to visit? (Luke 19:5)

3. Whom did Jesus call to be one of his followers? (Matthew 9:9)

4. Whom does Jesus bring back from the dead to new life? (John 11:43)

5. Name the person to whom the Acts of the Apostles was addressed. (Acts 1:1)

6. Where did St Paul leave Titus and what instruction did he give him? (Titus 1:5)





**Fully Alive 1
Activity Book**

Term 1: Lesson 11 THE WORD OF GOD THROUGH THE AGES

Use the wordbank below to help you complete the following sentences.

Bible stories were first written on _____.

Three hundred years before Christ, the Jewish scriptures were written on pages made from _____.

Papyrus was a reed that grew in _____.

When the papyrus scrolls became worn, they were placed in _____ and hidden or buried.

By the sixth century, _____ were making handwritten copies of the _____.

The monks wrote on pages made from _____ (sheep skin) or _____ (calf skin).

The _____ is one example of a handwritten text from the sixth century.

In 1450 _____ printed the whole Bible for the first time.

Today, the Bible is the world's best-selling book. It has been translated into about _____ different languages.

WORDBANK

Book of Kells Parchment Two thousand Bible Egypt Jars
Vellum Clay tablets Johann Gutenberg Papyrus Monks



Term 1: Lesson 12 GOD WITH ABRAHAM AND SARAH; GOD WITH US

Fill in the missing words using the wordbank below.

Fully Alive 1
Activity Book



The Bible tells of the first agreement between _____ and people.

This was an agreement made between God and a man named

_____ and his wife _____.

It happened nearly _____ thousand years ago. There were two _____ to

the agreement. God _____ to look after Abram and

his family. In return, Abram and his family promised to

_____ God and to do what God asked. Another word

for this agreement is the _____.

WORDBANK

Sarai Covenant promised four God
Abram respect sides



Term 1: Lesson 12 GOD WITH ABRAHAM AND SARAH; GOD WITH US

Complete the exercises.

Fully Alive 1 Activity Book

1. What are the **three** most important relationships in your life at present?
Write down the names of the people involved.

Draw a picture of each of these people in the boxes below.

2. Look at the wordbank below. Circle the words or phrases that describe the qualities you consider essential for a good relationship.

WORDBANK

Good-humour Honesty Talk every day Well-dressed
Reliability Cool hairstyle Faithfulness Good looks
Patience Trendy Understanding Good listener
Witty Sincere Rich Trustworthy Loving Exciting
Confident Generous Supportive Good figure



**Fully Alive 1
Activity Book**

**Term 1: Lesson 12 GOD WITH ABRAHAM AND SARAH;
GOD WITH US**

Complete the following questionnaire on your relationship with God. For numbers 1 to 4, circle the answers that apply to you, or add your own. For numbers 5 to 9, fill in the missing information.

1. What helps me most to feel close to God is...

- a) nature
- b) people that I meet
- c) special times, e.g. a wedding or a Baptism
- d) the time that I take to be on my own
- e) other (*choose your own and write it here*) _____

2. A person who has helped my relationship with God is...

- a) parent
- b) teacher
- c) grandparent
- d) other (*choose your own and write it here*) _____

3. I talk to God...

- a) only when I'm in trouble or I need something
- b) mainly at night
- c) early in the morning
- d) when I think of it
- e) when I go to church
- f) with my family
- g) other (*choose your own and write it here*) _____



Term 1: Lesson 12 GOD WITH ABRAHAM AND SARAH;
GOD WITH US

Fully Alive 1
Activity Book

4. God's love for me is something that I

- a) can feel all the time
- b) think of sometimes
- c) am not sure about sometimes

5. My favourite prayer is

6. A song that makes me feel close to God is

7. I feel close to God in my family when

8. I feel close to God in my classroom when

9. I feel close to God with my friends when



Term 1: Lesson 13 STAGES IN THE WRITING OF THE GOSPELS

In the boxes below, describe the three stages in the writing of the Gospels.


Fully Alive 1 Activity Book



STAGE 1



STAGE 2



STAGE 3

Why did the Evangelists decide to write down the stories of Jesus?
Circle the right answers.

- (a) they were bored and had nothing else to do;
- (b) they wanted others to believe in Jesus as they did;
- (c) they knew that mistakes could be made when stories were handed on by word of mouth only;
- (d) they wanted to annoy the Romans;
- (e) the apostles were dying and the stories might be lost if they were not written down.



**Fully Alive 1
Activity Book**

Term 1: Lesson 14 THE EVANGELISTS

Fill in the blanks using the wordbank at the bottom of the page.

There are _____ Gospels.

They were written by _____, _____, _____ and _____.

These people are known as the four _____.

Mark's Gospel was written between AD _____ and AD _____.

Mark was writing for Greek-speaking _____ living in Rome.

The Gospels according to Matthew and Luke were written between AD _____ and AD _____.

Matthew was writing for _____ who became Christians.

Luke was writing for Gentiles who had become _____.

The Gospel according to John was the _____ Gospel to be written.

The Gospel according to John was written between AD _____ and AD _____.

The evangelists wrote at different times and for different _____.

The evangelists based what they wrote about Jesus on _____ information.

WORDBANK

Communities Matthew Gentiles 90 100 Four Eyewitness Mark
65 75 Christians John Evangelists 80 90 Last Luke Jews



Term 1: Lesson 14 THE EVANGELISTS

Colour in the symbols of the four evangelists and explain what each one means.

Fully Alive 1 Activity Book











Fully Alive 1
Activity Book

Term 1: Lesson 15 THE GOSPEL ACCORDING TO MARK

Fill in the missing words using the wordbank below.

The author of the Gospel according to Mark is not known for _____.

It was probably _____ who was _____ for _____ the Apostle.

Mark's Gospel was the _____ Gospel to be written.

It was written some time around AD _____-_____.

It was written for Greek-speaking _____ of _____.

WORDBANK

Gentiles	65-75	Secretary	Rome
Sure	First	Mark	Peter

Choose your favourite story from Mark's Gospel and write it out in the space below.



Term 1: Lesson 16 REMEMBERING OUR BAPTISM

Complete the following exercises.

Fully Alive 1 Activity Book

1. Fill in the three missing main moments of the Rite of Baptism for Children. Then number them in the correct order.

Welcome at the door

Preparing for Baptism

After the Baptism

2. Can you work out what the priest is saying?

A	B	C	D	E	F	G	H	I	J	K	L	M
1	2	3	4	5	6	7	8	9	10	11	12	13

N	O	P	Q	R	S	T	U	V	W	X	Y	Z
14	15	16	17	18	19	20	21	22	23	24	25	26

9		2	1	16	20	9	19	5		25	15	21		9	14		20	8	5

14	1	13	5		15	6		20	8	5		6	1	20	8	5	18		

1	14	4			15	6		20	8	5		19	15	14		1	14	4	

15	6		20	8	5		8	15	12	25		19	16	9	18	9	20		



Fully Alive 1
Activity Book

Term 1: Lesson 16 REMEMBERING OUR BAPTISM

Find out all you can about your own Baptism. Who are your godparents (sponsors)? How was your name chosen? If your baptismal candle is still at home, take it out and look at it. Then, complete this certificate and colour it in.

BAPTISMAL REMEMBRANCE

This certifies that

.....

was born in

on the day of

in the year

and was baptised on the day of

in the year

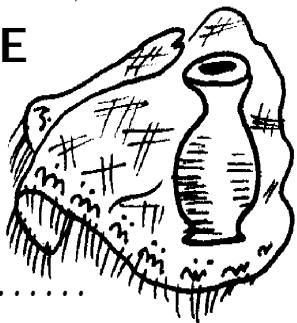

in Church

at

by Father

Sponsors were

.....





Fully Alive 1
Activity Book

Term 1: Lesson 17 THE MEANING OF BAPTISM

Complete the sentences using the wordbank below.

At Baptism we become followers of _____.

Through Baptism we become members of the _____ and
part of the _____.

At Baptism we receive the Gift of the _____.

The Holy Spirit helps us to _____ like Jesus.

Most Catholics are baptised as _____.

Some people, however, are baptised and become Catholics when
they are _____.

All _____ are baptised. This includes Christians
who are _____, Methodist, _____
_____ and Roman Catholic.

WORDBANK

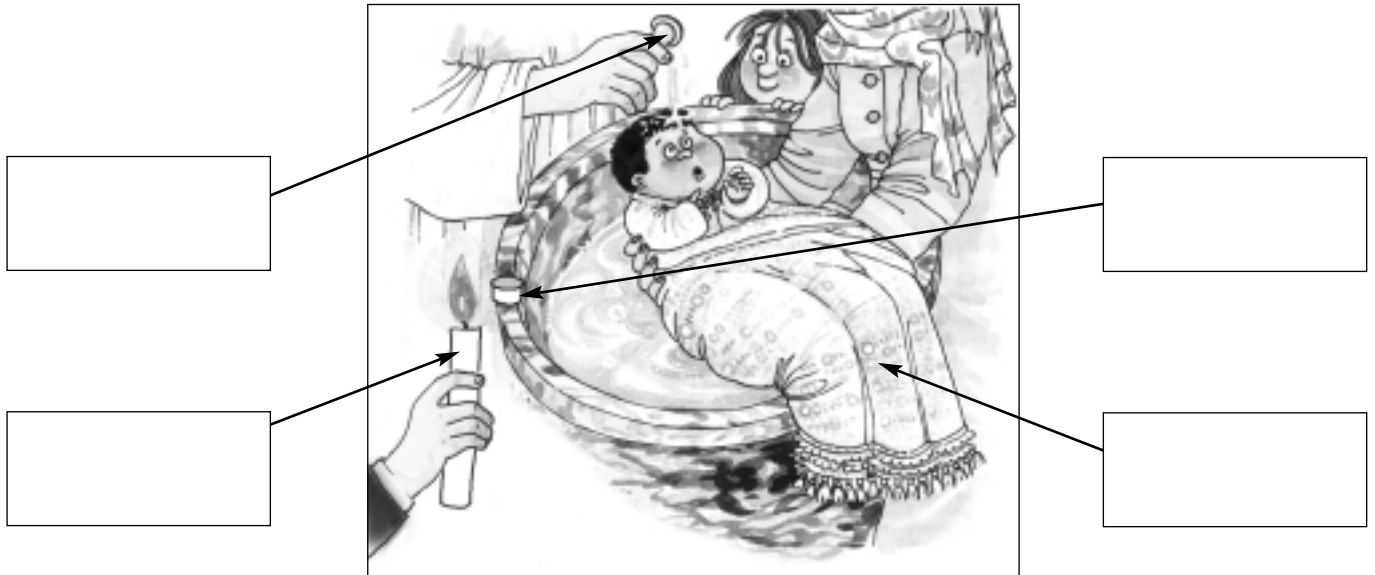
Church of Ireland	live	Holy Spirit	Jesus	adults
Christians	Body of Christ	Presbyterian	babies	Church



**Fully Alive 1
Activity Book**

Term 1: Lesson 18 THINGS USED IN BAPTISM

Fill in the names of the things we use in Baptism.
Then complete the sentences using the wordbank below.



In Baptism, _____ cleanses us and puts us in right relationship with God.

Before being baptised, the baby is anointed on the chest with _____ to strengthen him or her against evil and sin in the world.

After Baptism, the baby is anointed with sweet-smelling perfumed oil known as _____.

A _____ cloth or garment is wrapped around the baby after she or he has been baptised.

The baptismal candle is lit from the _____ candle.

WORDBANK

Easter oil white water Chrism



Term 1: Lesson 19 REMEMBERING OUR CONFIRMATION

Complete this certificate and colour it in.

Fully Alive 1
Activity Book

CONFIRMATION REMEMBRANCE

This certifies that

.....

was confirmed

on the day of


in the year

in Church

by Bishop

The sponsor was

.....





Term 1: Lesson 23 OUR MORAL VISION AND THE MORAL VISION OF JESUS

Complete the following exercises.

Fully Alive 1 Activity Book

1. Circle the correct answer for each of the following:

Moral decisions mean:

- (a) our choices between good and bad
- (b) our preferences for certain foods
- (c) our choice of particular colours



Moral vision is:

- (a) a new film at the box-office this weekend
- (b) the name of the new Opticians in town
- (c) our sense of right or wrong

2. Read the following list. Tick the choices that require moral vision.

- _____ To gossip or not to gossip
- _____ To get a white or black T-shirt
- _____ To play football or basketball
- _____ To help with the housework or not
- _____ To do French homework before Maths homework
- _____ To get a tattoo or not

3. Complete the commandment of Jesus below, which shows us his moral vision.

'You must love God with all your _____, and with all your _____, and with all your _____; and you must love your _____ as yourself.'



Fully Alive 1
Activity Book

Term 2: Lesson 1 HOW OUR BACKGROUND INFLUENCES US

Read the following list of people and things. Choose the five that influence you most and then put them in your preferred order. Number 1 will be the one that influences you most and number 5 the one that influences you least.

Family

Fashion

Job

Country I live in

School

Friends

My friendship with God

Sport

Magazines

1 _____

2 _____

3 _____

4 _____

5 _____



Write down **two** other things that influence you.

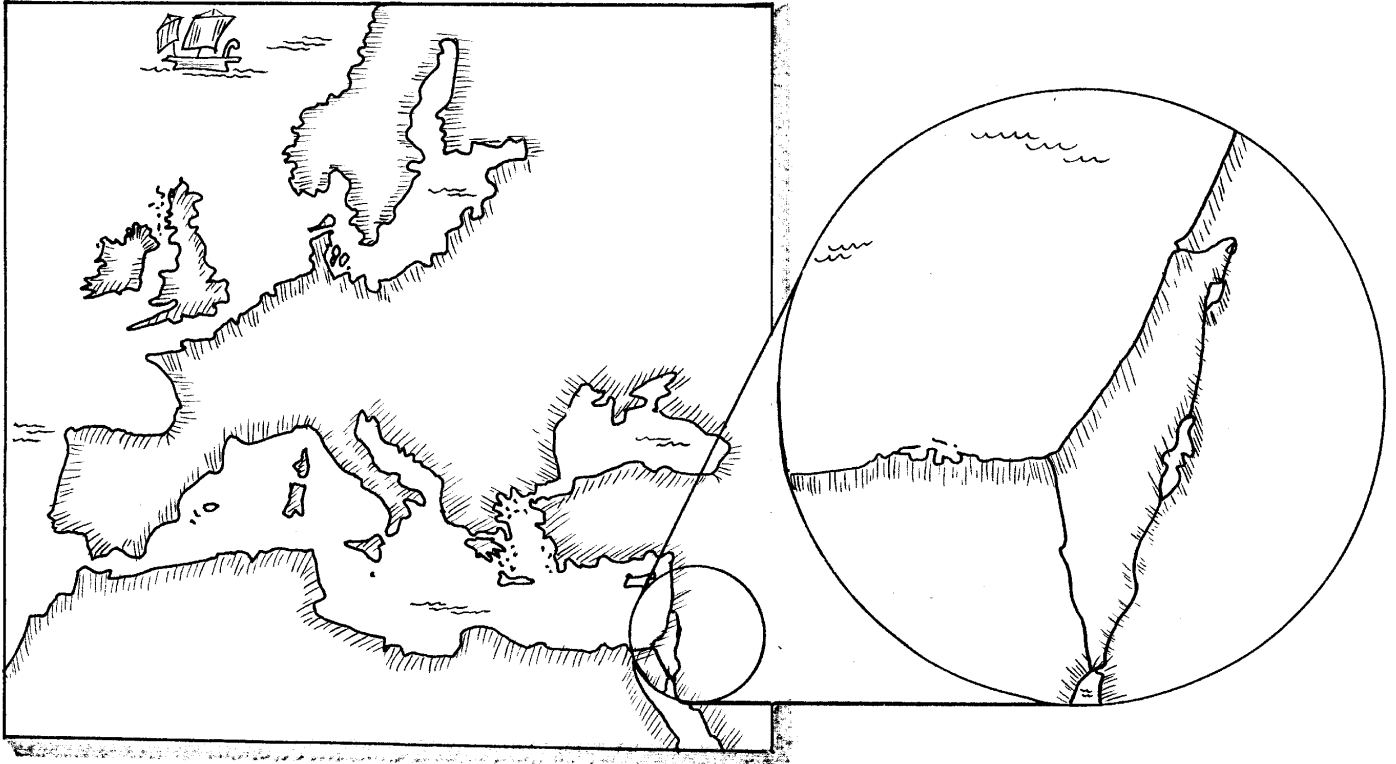


Fully Alive 1
Activity Book

Term 2: Lesson 2 TENSIONS IN THE LAND OF JESUS' BIRTH

Label the map with the following places:

Ireland, Europe, Africa, Asia, Mediterranean Sea, Palestine, Israel



1. In what year was Palestine conquered by the Romans?

2. Who was appointed king by the Romans in 40 BC?

3. Who became governor of the province of Judaea in AD 26?

4. Give **one** reason why the Jews did not like the Romans.

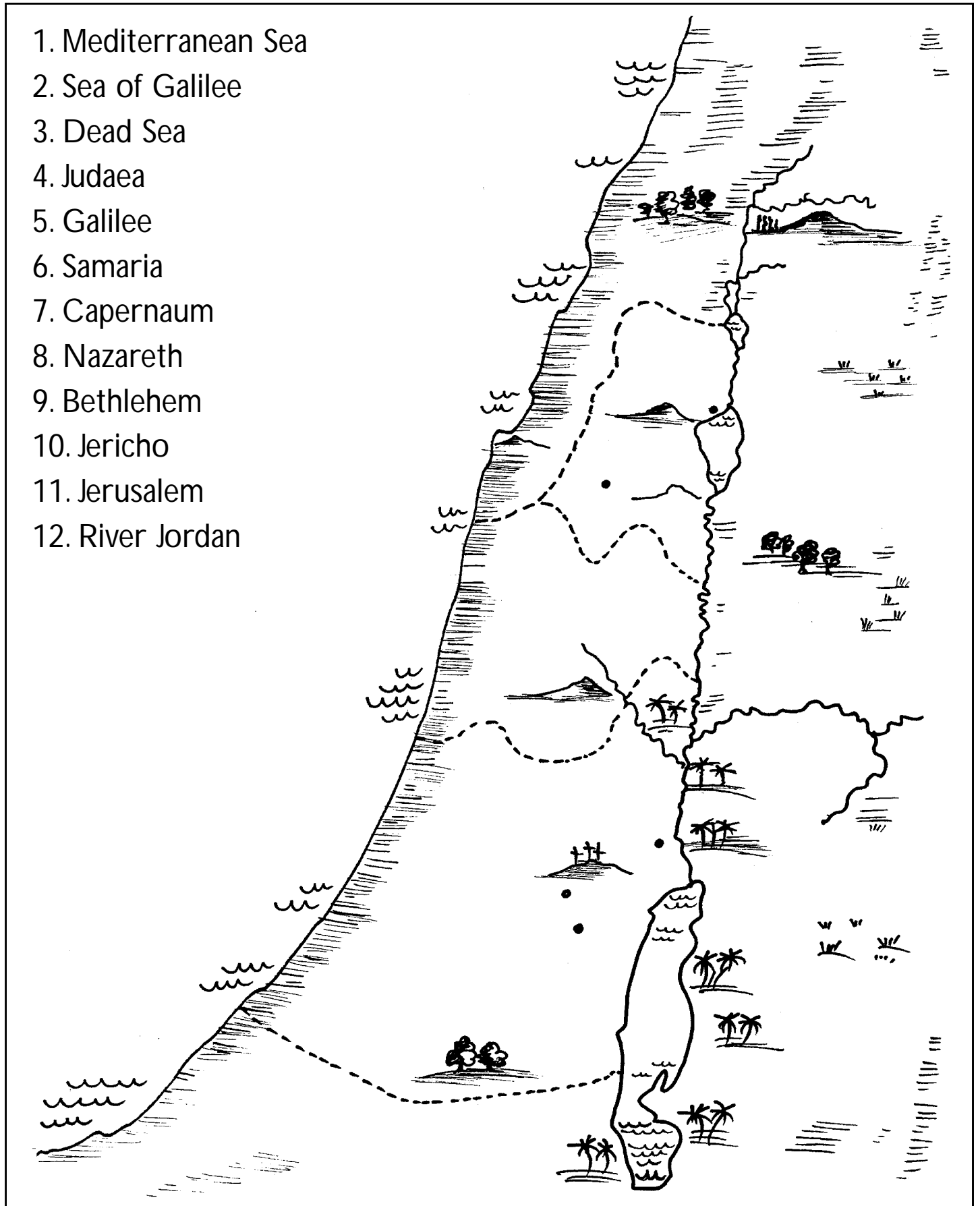


Fully Alive 1
Activity Book

Term 2: Lesson 3 THE LAND OF PALESTINE IN THE TIME OF JESUS

Put the names of the places listed below in the correct positions on the map or draw lines from the names to the correct positions on the map. You could use colour to mark out the different regions.

1. Mediterranean Sea
2. Sea of Galilee
3. Dead Sea
4. Judaea
5. Galilee
6. Samaria
7. Capernaum
8. Nazareth
9. Bethlehem
10. Jericho
11. Jerusalem
12. River Jordan

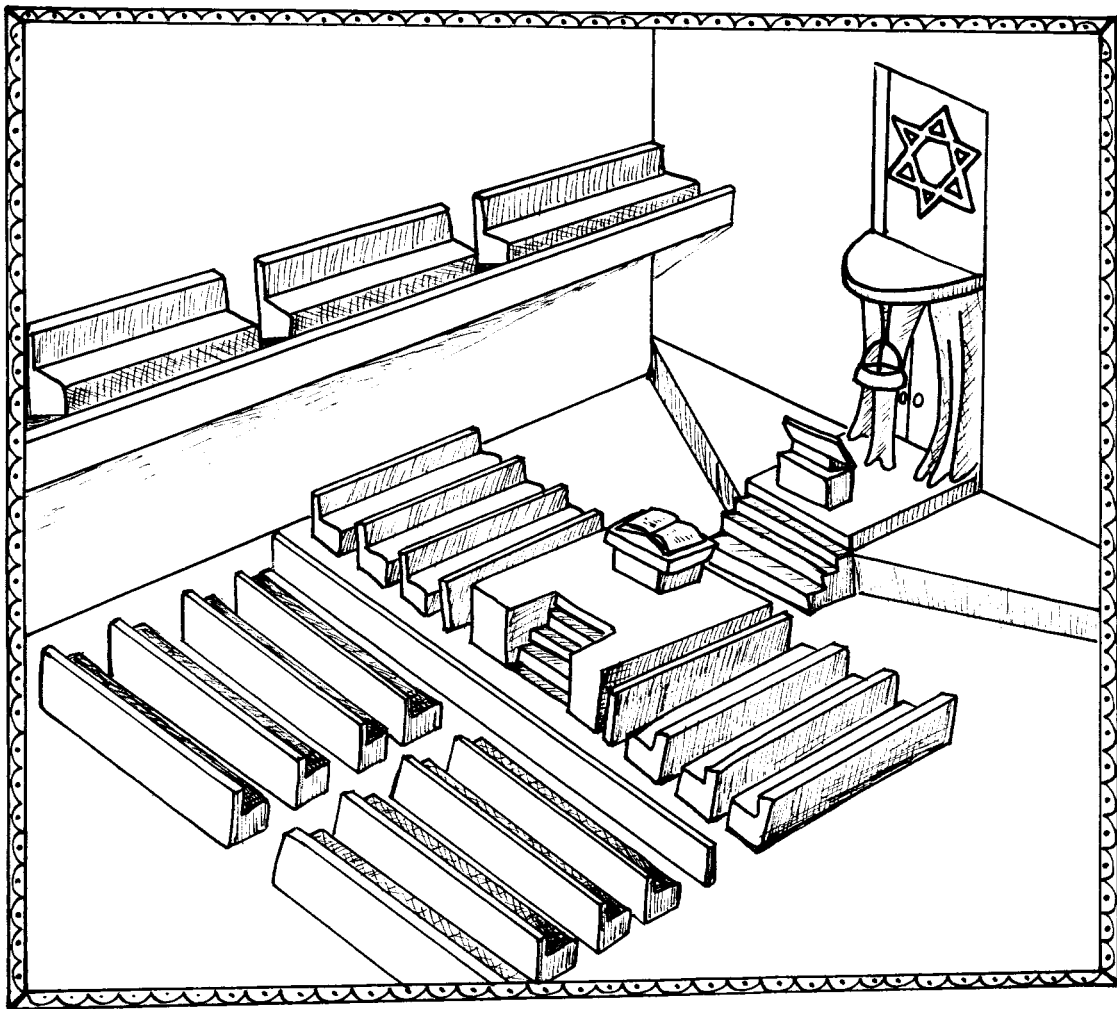




Fully Alive 1
Activity Book

Term 2: Lesson 4 GETTING TO KNOW THE RELIGIOUS BACKGROUND OF JESUS

Label the picture of the inside of a synagogue with the following items:
Balcony, Bimah, Star of David, Holy Ark, the light, Seats
for the men.



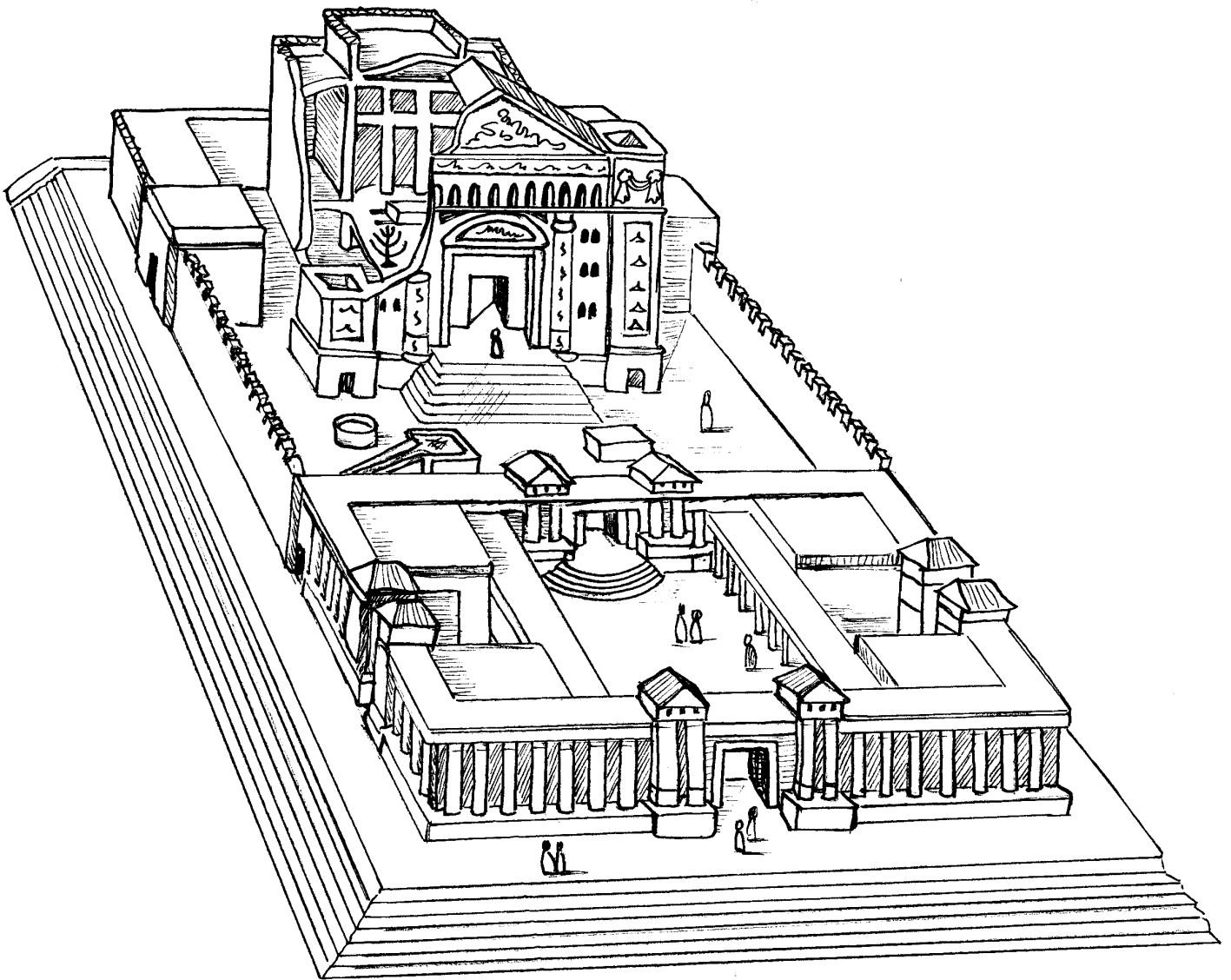


Fully Alive 1
Activity Book

Term 2: Lesson 5 THE TEMPLE IN JERUSALEM

Label the drawing with the following names of the different parts of the Temple:

the Court of Gentiles; the Court of Women; the Court of Israel; the Court of Priests; The Holy Place.





Term 2: Lesson 6 THE JEWISH RELIGIOUS LEADERS IN THE TIME OF JESUS

Draw lines to the correct answer. The first one has been done for you.

Fully Alive 1 Activity Book

The Sadducees	He was the leader of the Council. At the time of Jesus his name was Caiaphas.
The Scribes	It was the highest court of Jewish law in the land. It had seventy members. It was led by the High Priest.
The Sanhedrin	They were priests in the Temple in Jerusalem. They were wealthy and powerful. They believed only in the written law of Moses (The Torah).
The Pharisees	They were experts in the law (The Torah). They wrote down the oral law and handed it on to others. They were linked closely with the Pharisees.
The High Priest	They believed in the written law of Moses (The Torah). They also followed the oral law as presented by the scribes.




Fully Alive 1
Activity Book

Term 2: Lesson 7 A TYPICAL HOUSE IN NAZARETH IN THE TIME OF JESUS

Label the picture with the following items:

Stone steps, Lower level, Upper level, Mats, Animals, Roof, Jars containing water, oil or grain, Oil lamp.





**Fully Alive 1
Activity Book**

Term 2: Lesson 8 JESUS AT SCHOOL

Complete the following by marking the statements true (T) or false (F).
Highlight with a coloured marker the statements that are true.
Then use the wordbank to complete the paragraph on Bar Mitzvah.

1. Jesus started school at thirteen. _____
2. The school was in a room in the synagogue. _____
3. Jesus' everyday language was Hebrew. _____
4. Jesus' teacher was called 'Sir'. _____
5. At school Jesus studied scripture. _____
6. The ancient language of the Jews was Aramaic. _____

BAR MITZVAH – SON OF THE LAW

Around the time of his _____ birthday, Jesus went before the local _____ for an examination in the Jewish religious law. When he passed this examination, he could become _____ or _____ of the _____. He was now a young _____. He was expected to _____ and keep the law and to _____ several times a day and to _____ on some days. He also had to go to the _____ and to _____ for some of the great _____. The Bar Mitzvah ceremony was a very special occasion for all Jewish _____ and their families.

WORDBANK

Jerusalem boys adult know thirteenth Bar Mitzvah
pray Law synagogue fast rabbi Son festivals



Fully Alive 1
Activity Book

Term 2: Lesson 9 THE TEACHING OF JOHN THE BAPTIST

Answer the first three questions and complete the rest using the wordbank below.

1. What kind of clothes did John the Baptist wear?

2. What sort of food did John eat?

3. John felt that he was called to do an important job. What was it?

4. John _____ the people who came to listen to his preaching in the river _____.

5. He told the people, 'Someone more _____ is going to come. I baptise you with _____, but he will baptise you with the _____ _____.'



WORDBANK

Holy Spirit baptised powerful Jordan water



Term 2: Lesson 10 THE BAPTISM OF JESUS

Complete the following using the wordbank.
Then, colour in the picture and give it a title.

Fully Alive 1 Activity Book

Jesus came from _____ in Galilee, and _____ baptised him in the river _____. As soon as _____ came out of the water, he saw the sky open and the _____ coming down on him like a _____. A voice from _____ said, 'You are my own dear _____ and I am _____ with you.' Straight away God's Spirit made Jesus go into the _____. He stayed there for _____ days, while _____ tested him.

(Mark 1:9-13)

WORDBANK

Satan dove
John pleased
desert heaven
forty Nazareth
Jordan
Son Jesus
Holy Spirit






Term 2: Lesson 12 THE LIFE AND MINISTRY OF JESUS

Write on the scroll the message with which Jesus began his teaching. You'll find it in Mark 1:15.

Then decode the message of Jesus.

Fully Alive 1
Activity Book



D	G	H	I	O	S	T	U	W
1	2	3	4	5	6	7	8	9

2	5	1		4	6

9	4	7	3		8	6



Term 2: Lesson 13 JESUS CALLED DISCIPLES

Decode the following to reveal the names of five disciples and the message that Jesus gave them. Then, draw a picture of Jesus calling his first disciples in the space below.

Fully Alive 1 Activity Book

A	C	D	E	F	H	I	J	L	M	N	O	P	R	S	T	U	W
1	2	3	4	5	6	7	8	9	10	11	12	13	14	15	16	17	18

13	4	16	4	14													

10	1	16	16	6	4	18											

THE MESSAGE OF JESUS

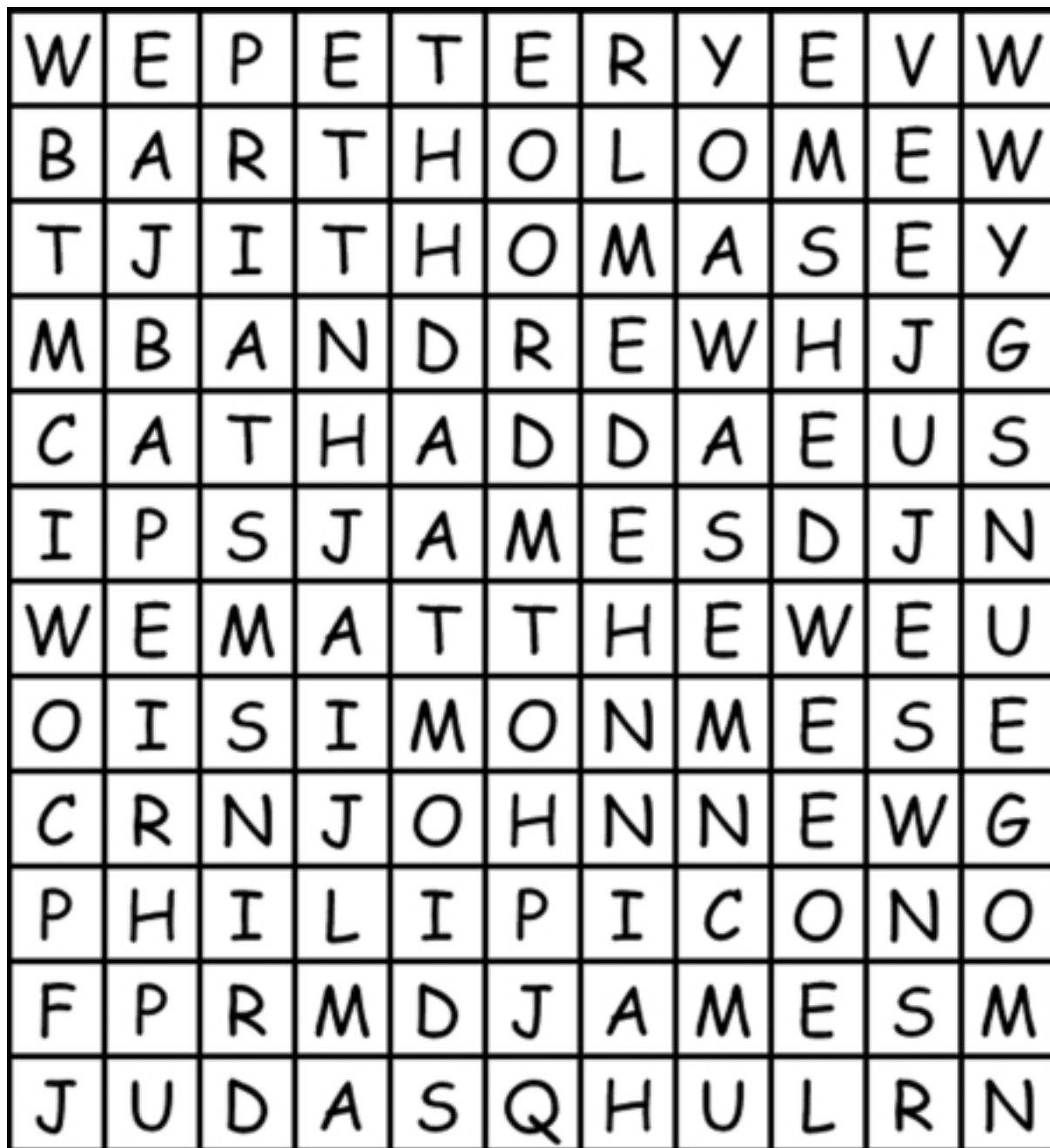
2	12	10	4														



Term 2: Lesson 14 JESUS CALLED TWELVE APOSTLES

Find all twelve names of the apostles of Jesus in the wordsearch below.

Fully Alive 1
Activity Book



Peter	Andrew	James	John	Philip	Bartholomew
Matthew	Thomas	James	Thaddaeus	Simon	Judas



Term 2: Lesson 16 THE PARABLE OF THE SOWER

In each picture frame below, draw your own picture to summarise the parable.

Fully Alive 1 Activity Book

The farmer goes out to sow.	Some seed fell on the path.	The birds came and ate it up.
Some seed fell on rocky ground. The seeds soon sprouted because the soil wasn't deep.	Then, the sun came out and burnt the young growing seeds and they dried up and died.	Some seed fell among thorns which grew up and choked the growing seeds.
Some seed fell on good soil and produced a great harvest.		



**Fully Alive 1
Activity Book**

**Term 2: Lesson 18 THE PARABLE OF THE SEED
GROWING SECRETLY**

Complete the parable by filling in the missing words.

Then, in each picture frame below, draw your own picture or symbol to summarise the parable.

'The kingdom of G_____ is as if someone would scatter s _____ on the ground and would s_____ and rise n_____ and day, and the seed would s_____ and grow, he does not know how. The e_____ produces of itself, first the s_____, then the head, then the full g_____ in the head. But when the grain is r_____, at once he goes in with his s_____, because the h_____ has come.' (Mark 4:26-29)

The farmer scatters some seed.	He sleeps and rises.
Seed sprouts and grows, though he does not know how.	When harvest time comes he uses the sickle to cut the crop.



Fully Alive 1
Activity Book

Term 2: Lesson 19 THE LOST SHEEP/THE LOST COIN

Find the path through the maze that reunites the farmer with his missing sheep.

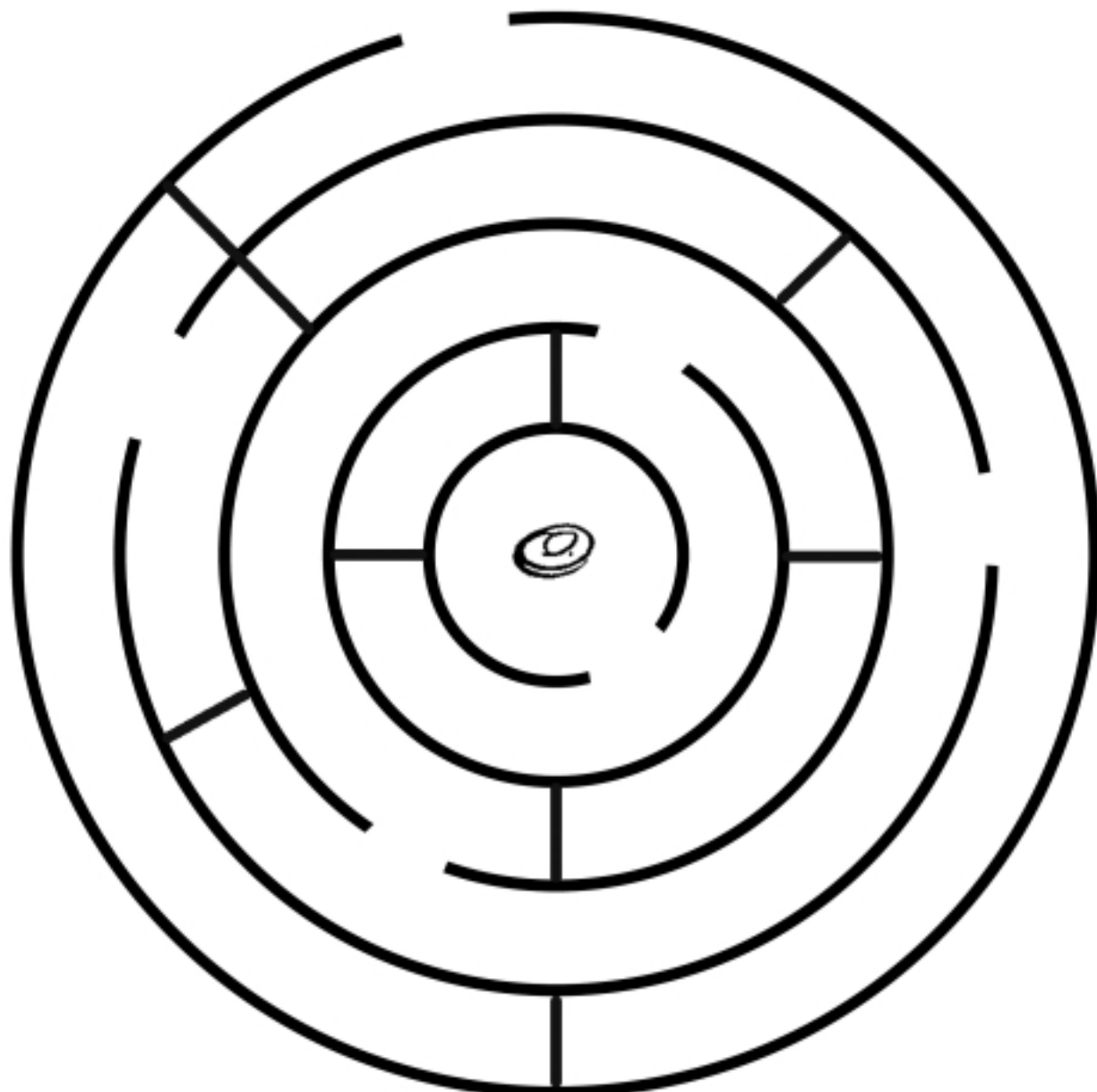




Term 2: Lesson 19 THE LOST SHEEP/THE LOST COIN

Find the path through the maze that unites the woman with her lost coin, which is in the centre.

Fully Alive 1
Activity Book













Term 2: Lesson 19 THE LOST SHEEP/THE LOST COIN

Match the phrases, in the phrasebank below, with the correct picture and write them in the spaces provided.

Fully Alive 1 Activity Book

PHRASEBANK

Man finds missing sheep

Woman has ten silver coins

Man celebrates with friends

Woman rejoices with her friends

Man has one hundred sheep

Woman finds coin

Man loses one sheep

Woman sweeps house and searches everywhere for one lost coin



Term 2: Lesson 20 THE PRODIGAL SON

Choose words from the wordbank below to describe the three characters in the story. Write your chosen words around each picture.

Fully Alive 1 Activity Book



The Younger Son



The Father

The Older Son



WORDBANK

Selfish unforgiving forgiving loving angry wasteful generous
greedy foolish sorry humble delighted joyful merciful
sinner Godly loving hateful



Fully Alive 1
Activity Book


Term 2: Lesson 22 CELEBRATING RECONCILIATION
- PAST AND PRESENT

Using the wordbank below to help you, write in the correct name of the part of the celebration of the sacrament of Reconciliation underneath the picture.













WORDBANK

Confession
Absolution

Word of God
The Greeting

Sending out
Act of Sorrow



Term 2: Lesson 22 CELEBRATING RECONCILIATION – PAST AND PRESENT

Find the words listed below in the wordsearch.

Fully Alive 1
Activity Book



Absolution Act of Sorrow Confession Contrition
Greeting Penance Penitential Reconciliation
Sacrament Sending Out Word of God



Term 2: Lesson 23 JESUS SHARED MEALS

Using the wordbank below, fill in the missing words or phrases.

Fully Alive 1 Activity Book

Jesus saw _____, son of Alphaeus, sitting at the place for paying taxes. Jesus said to him _____ _____. Levi got up and went with _____. Later, Jesus and his _____ were having dinner at Levi's house. Many other _____ - _____ and sinners were there. Some teachers of the law and some _____ were there. They asked the disciples of Jesus why he ate with tax-collectors and _____. Jesus heard them and said that _____ people do not need a doctor, but _____ people do. Jesus also said that he hadn't come to invite _____ people to be his followers. He said he had come to invite sinners to be his _____.



WORDBANK

Followers sick
Pharisees disciples
good healthy
Tax-collectors
Jesus Levi
Come with me
sinners



Fully Alive 1
Activity Book

Term 2: Lesson 24 THE PASSOVER MEAL

In the space below, draw a plate with the Passover food on it. Be sure to include the following:

unleavened bread (matzoth), a roasted lamb shank, an egg, charoset, watercress and horseradish.

Using the foods mentioned, complete the dinner menu below.



Passover Night Dinner Menu




Fully Alive 1
Activity Book

Term 2: Lesson 25 THE LAST SUPPER

Using the wordbank below, choose some words or phrases to describe how you think Jesus would have been feeling during the Last Supper. Write them down in the space provided. Then choose **one** of the apostles and do the same for him. Draw a picture of this apostle in the box provided and write his name above the box.

JESUS





WORDBANK

worried sad excited scared happy curious hurt
confused annoyed surprised unsure anxious upset



Fully Alive 1
Activity Book

Term 3: Lesson 1 THE EMPTY TOMB

Using the wordbank below, complete the following paragraph.

When the _____ was over the _____ went to the tomb. The women's names were _____, _____ the mother of James and _____. The women brought _____ so that they might _____ the body of Jesus. When they arrived at the tomb they saw that the _____ had already been rolled away from the entrance to the tomb. As they entered the tomb, they saw a young _____, dressed in a _____ robe, sitting on the right side. The man told them not to be _____. He told them that Jesus had been _____ from the dead. He told them to go and tell his disciples and _____ that he is going ahead of you to _____. The women were _____ and fled from the tomb. The women said _____ to anyone because they were _____.

WORDBANK

raised afraid man Peter nothing
spices Sabbath alarmed stone Salome
women anoint Galilee terrified
Mary Magdalene white Mary



**Fully Alive 1
Activity Book**

**Term 3: Lesson 2 THE RISEN JESUS APPEARS TO
MARY MAGDALENE**

In the space below, draw a picture of the Risen Jesus appearing to Mary Magdalene. Choose **two** words from the wordbank which you think describe how Mary Magdalene must have felt when Jesus appeared to her. Be able to say why you chose them.

WORDBANK

shocked unhappy scared confused joyful disbelieving
unsure happy certain sad anxious sure afraid

Chosen words: _____

I chose these words because _____



Fully Alive 1
Activity Book

Term 3: Lesson 3 THE RISEN JESUS APPEARS TO THE ELEVEN

Imagine you are one of the apostles. In the space below write your own report of what happened when Jesus appeared to you.

The Galilean Times

ALLELUIA! OUR LORD IS RISEN

By

the Apostle



Term 3: Lesson 3 THE RISEN JESUS APPEARS TO
THE ELEVEN

Fully Alive 1
Activity Book

WORDBANK

Joyful	Hopeless	Thankful
Uncertain	Convinced	Confused
Hurt	Committed	Courageous
Suspicious	Strong	Empty
Delighted	Scared	Certain
Disappointed	Hopeful	Numb

1. Which of the above words would have applied to you on your first day at school? Put a tick beside the words using a green pen.
2. Choose some words from the wordbank above to describe the apostles before Jesus appeared to them. You might want to circle the words with a red pen. Be able to say why you chose these words.
3. Choose some words to describe the apostles after Jesus had appeared to them. Circle these using a blue pen. Be able to say why you chose these words.



Fully Alive 1
Activity Book

Term 3: Lesson 4 THE STORY OF PENTECOST

Using the wordbank below, complete the following paragraph.

On the day of _____ all the Lord's followers were together in one place. Suddenly there was a noise from _____ like the sound of a mighty _____! It filled the house where they were meeting. Then they saw what looked like _____ tongues moving in all directions, and a tongue came and _____ on each person there. The _____ _____ took control of everyone, and they began speaking whatever _____ the Spirit let them speak. (Acts 2:1-4)

WORDBANK

Holy Spirit languages wind Pentecost
fiery heaven settled

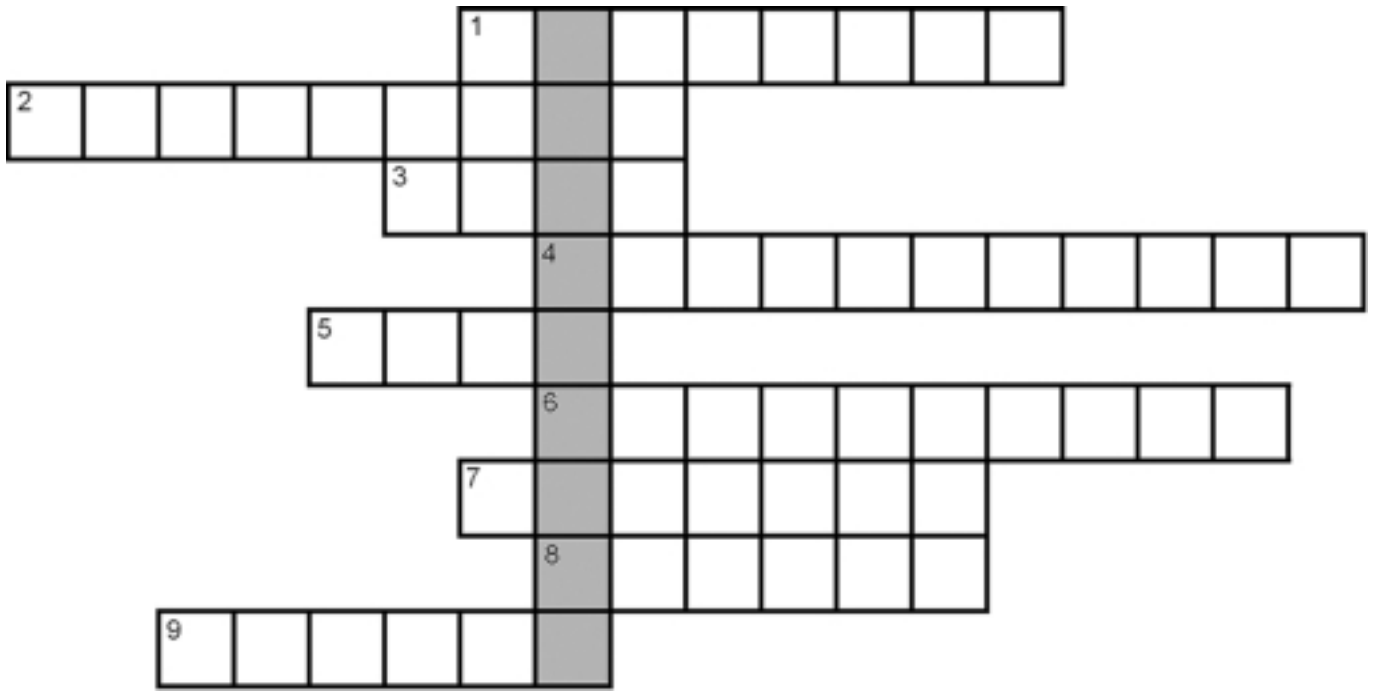




Term 3: Lesson 4 THE STORY OF PENTECOST

Solve the word puzzle below and reveal the mystery word at the centre (reading down).

Fully Alive 1 Activity Book



Across

1. Name given to the eleven special friends of Jesus to whom the Holy Spirit came at Pentecost. (8)
2. The apostles could speak all kinds of these after they received the Holy Spirit. (9)
3. One of the images used for the Holy Spirit in the story. (4)
4. A word to describe the apostles after receiving the Holy Spirit at Pentecost. (11)
5. Another image used for the Holy Spirit in the story. (4)
6. The apostles and friends of Jesus had lots of this after Pentecost. (10)
7. A gift of the Holy Spirit. (7)
8. A word to describe the apostles before Pentecost day. (6)
9. The holy gift that the apostles and friends of Jesus received on Pentecost day. (6)



Term 3: Lesson 5 THE HOLY SPIRIT

In the space below, draw or paint your favourite image of the Holy Spirit.
Be able to say what this image means to you.

Fully Alive 1
Activity Book

I like this image because _____



Term 3: Lesson 6 EARLY CHRISTIAN CELEBRATIONS OF THE EUCHARIST

Using the wordbank below, fill in the blanks.

Fully Alive 1 Activity Book

The _____ of the Apostles tells us that the first Christians gathered in each other's houses to celebrate _____
_____.

Today we call this celebration the _____.

When they gathered together, they _____ and listened as they told _____ from their own lives and _____ the stories of Jesus.

They gave _____ and _____ to God.

They did again what Jesus had done at the _____.

The _____ of the group retold the story of the Last Supper.

He repeated the actions of _____ by blessing and sharing _____ and _____ among the group.

They knew, as they did this, that Jesus was really _____ with them.

Nourished by the Eucharist and filled with the _____, they went out to live like Jesus.

WORDBANK

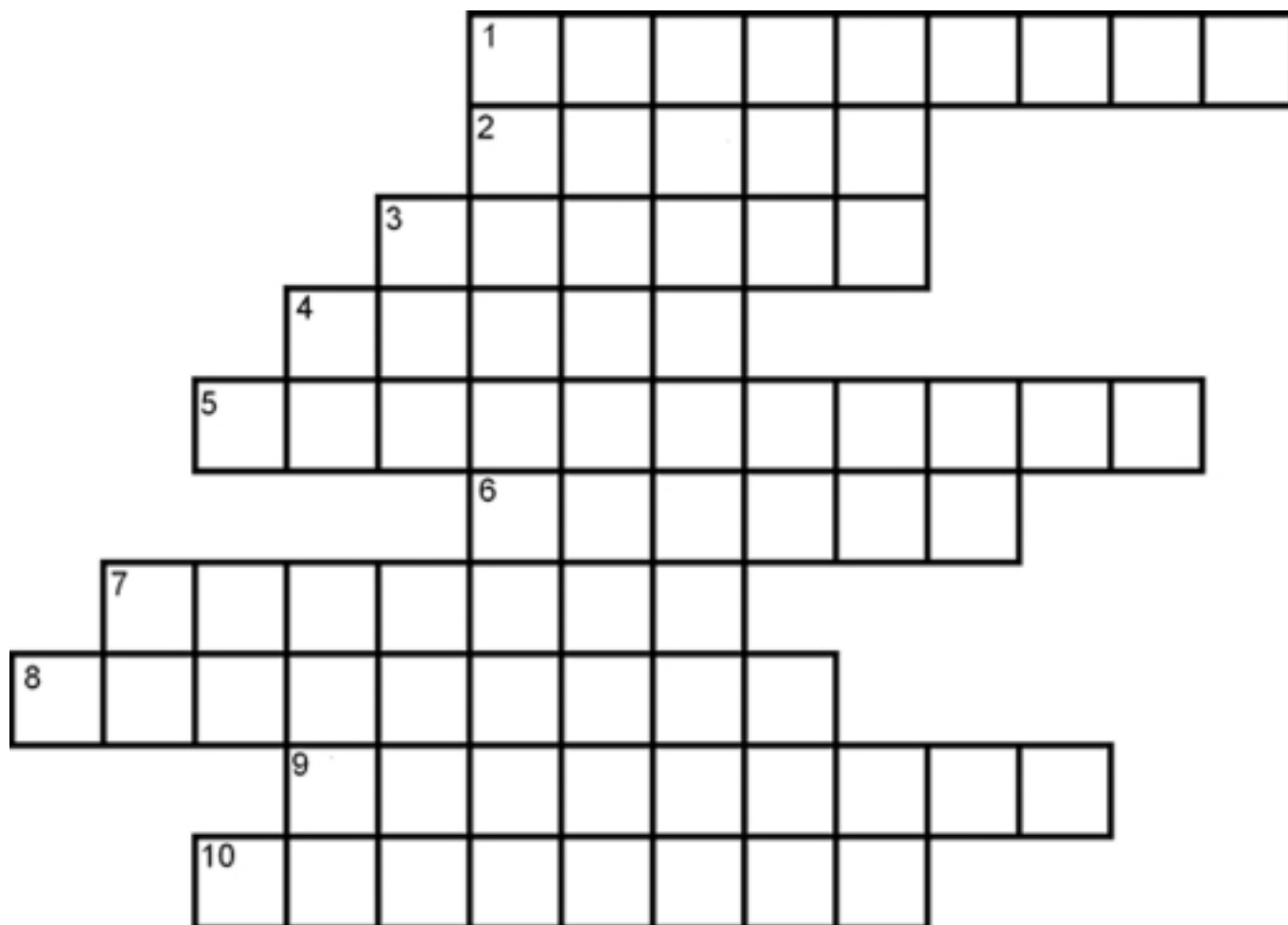
Holy Spirit	Last Supper	praise	wine	remembered	
bread	thanks	present	talked	Acts	leader
Eucharist	stories	Jesus	The Breaking of the Bread		



Term 3: Lesson 6 EARLY CHRISTIAN CELEBRATIONS OF THE EUCHARIST

Solve the word puzzle below and reveal the mystery word at 1 down.

Fully Alive 1
Activity Book



Across

1. Term used to describe a group of people who love and care for one another. (9)
2. Place where the first Christians met. (5)
3. Daily activity of the early Christians. (6)
4. The early Christians had this in Jesus. (5)
5. The early Christians shared these with each other. (11)
6. Holy place where the early Christians met during the day. (6)
7. Early Christians believed Jesus was this. (7)
8. Name of the city where the first Christian community was formed. (9)
9. Birthday of Christianity – day the Holy Spirit came to the apostles and friends of Jesus. (9)
10. Leaders of the first Christian communities. (8)



Term 3: Lesson 7 AT MASS WE LISTEN

Using the wordbank below, fill in the blanks.

Fully Alive 1 Activity Book


The first part of the Mass is called the _____
_____.

During the first part of the Mass _____ is proclaimed.
God speaks to us through the readings from the _____ and _____.

The priest reads the _____ and then gives a _____
usually based on the readings.

During this first part of the Mass we focus our _____ and _____.

The _____ helps us to hear what God is saying to
us.



WORDBANK

homily Holy Spirit
Old minds God's
Testament hearts
Liturgy of the Word
New word Gospel



Fully Alive 1
Activity Book

Term 3: Lesson 8 AT MASS WE GIVE THANKS AND
PRAISE TO GOD

Pick out **five** items from the list below that you think are most important in a person's life. List these in order of importance from 1 to 5 (1 being the most important and 5 the least important).

Education

Friends

Good health

Possessions

Friendship with
God/Jesus

Talents and abilities

A home

The gift of life

Family

Money

1

2

3

4

5





Write about what you are particularly thankful for in your life and why you're so thankful for it.



Term 3: Lesson 9 THE PRESENCE OF THE RISEN JESUS AT MASS

In the spaces provided below, describe each of the different ways in which the Risen Jesus is present at Mass.

Fully Alive 1 Activity Book



Term 3: Lesson 10 THE MASS AND THE SACRIFICE OF JESUS

Answer the following in the spaces provided.

Fully Alive 1 Activity Book

1. Give **one** example of a story from the ministry of Jesus that shows his love for God and for others.

2. What do Christians call the day on which Jesus died on the cross?

3. The death of Jesus on the cross was not the end. God raised Jesus to new life. What name do we give to the day on which God raised Jesus to new life?

4. Write a short story about a time when you or someone you know showed love or sacrifice.



Term 3: Lesson 11 LIVING THE MASS

Using the phrasebank below, label each picture.

Fully Alive 1 Activity Book



PHRASEBANK

give to charity look after the environment
visit the sick and lonely visit those in prison pray
clothe the needy provide love and comfort feed the hungry

Write down **one** way in which you can show love for God and your neighbour and live the Mass.



**Fully Alive 1
Activity Book**

Term 3: Lesson 11 LIVING THE MASS

Complete a diary entry for each day of next week, describing the different ways in which you have loved and served God and your neighbour.

Monday... _____

Tuesday... _____

Wednesday... _____

Thursday... _____

Friday... _____

Saturday... _____

Sunday... _____



**Fully Alive 1
Activity Book**

Term 3: Lesson 12 THE MASS THROUGH THE AGES

In the table below, draw a picture or symbol to illustrate the different stages of the Mass through the ages.

AD 30 The Last Supper	
AD 100-300 The Early Church	
AD 300-800 The Basilica	
AD 800-1500 The Middle Ages	
AD 1500-1900	
AD 1900-1962	
1962-TODAY	



Fully Alive 1
Activity Book

Term 3: Lesson 13 JESUS GAVE LEADERSHIP TO THE CHURCH

Complete the following. In the 'True or False' exercise (question 3), highlight with coloured marker the statements that are true.

1. Give one example of a time when Jesus showed that he was a good leader.

2. Complete the following quotation from Matthew's Gospel (Matthew 16:18):

'So I will call you Peter, _____',

3. Mark the following statements either true (T) or false (F).

a) Peter and the other apostles were the first bishops. _____

b) Peter and the other apostles passed on the authority that Jesus had given them by the laying on of feet. _____

c) The bishops we have today are successors of the apostles. _____

d) The leader of the Catholic Church throughout the world is known as the King or Queen. _____

e) The term 'Pope' means Father. _____

f) The small state where the leader of the Catholic Church is based is called Disneyland.



Fully Alive 1
Activity Book

Term 3: Lesson 14 BISHOPS – SUCCESSORS OF THE APOSTLES

Complete the following fact-file on your diocese.

My Diocese

The name of the diocese I belong to:

The diocese I live in contains some or all of the following counties:

The bishop(s) of my diocese:

The cathedral town in my diocese:

The patron saint(s) of my diocese:

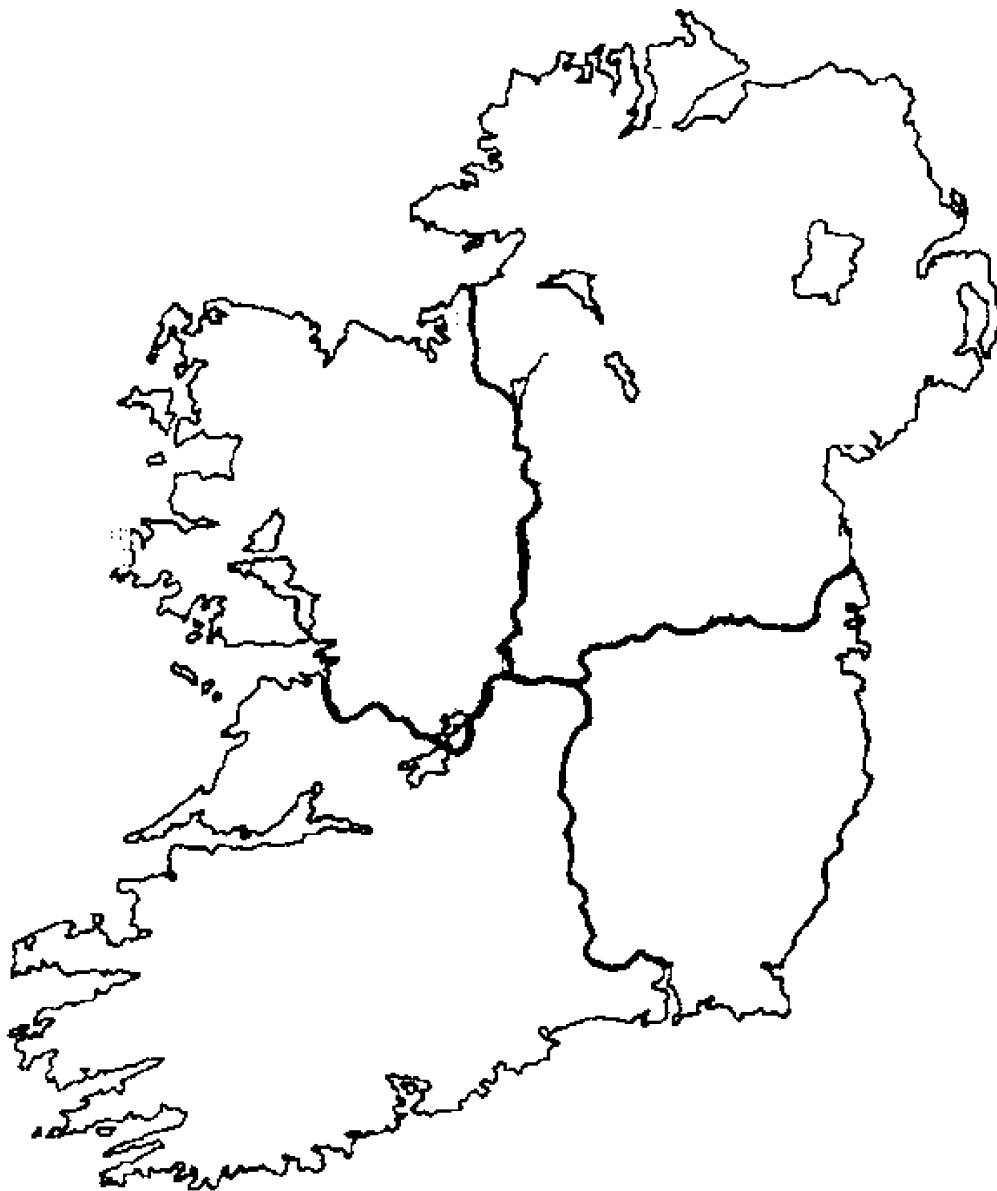
The feast day(s) of the patron saint(s):



Term 3: Lesson 14 BISHOPS – SUCCESSORS OF THE APOSTLES

Write in the names of the four Church Provinces of Ireland in the map below. Then complete the questions.

Fully Alive 1
Activity Book



1. What is the title given to the leader of the main diocese in a province? _____
2. By what other title is the Archbishop of Armagh also known?

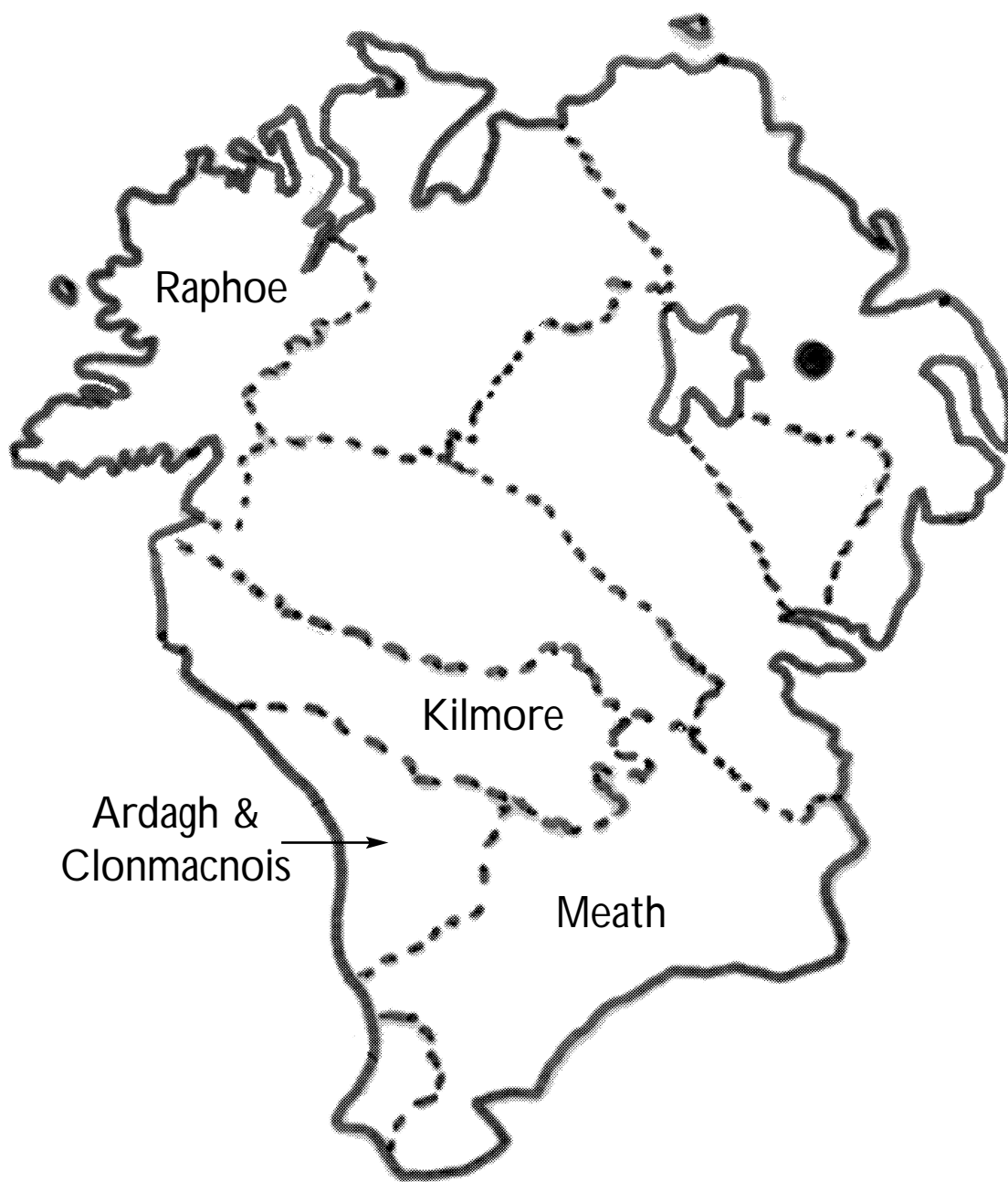
3. What does the word 'Primate' mean? _____



**Fully Alive 1
Activity Book**

Term 3: Lesson 14 BISHOPS – SUCCESSORS OF THE APOSTLES

The diocesan map shown here is incomplete. Mark in the missing names (see list below) to complete the map. Highlight your own diocese in a bright colour.



MISSING NAMES

ARMAGH

CLOGHER

DERRY

DOWN & CONNOR

DROMORE



Complete the following fact-file on your parish.

My Parish

The name of my parish:

My parish includes these places:

The name(s) of the priest(s) in my parish:

The name(s) of the local church(es):

The patron saint(s) of my parish:

The school(s) in my parish:

Other interesting facts about my parish:



Fully Alive 1
Activity Book

Term 3: Lesson 16 PARISH – PEOPLE WHO LOVE AND SERVE THE LORD

Identify **three** practical examples of ways that you can show love for God and for others during the summer break. Then complete your summer charter below by drawing pictures of each example.

My Summer Charter

Class Autographs and Comments



